Surface Area Calculations

The coverage of primers, paints and texture coats is given in litres per square metre or square metres per can. However, there are some tricks to getting an accurate estimate of surface area.

The following tips give a guide to calculating surface area in a range of common situations:

Pitched Roofs

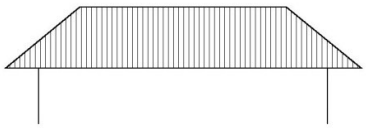

Take the floor area,
Multiply by 1.1 if there are eaves, then
Multiply by 1.35 to allow for pitch & corrugations,
1.40 for steep pitch +/or deep corrugations

ie, with eaves Area x 1.1 x 1.35
without eaves, Area x1.35

Texture Coats



For Coarse Texture, ~ 1.2mm grains, multiply the base area by 2, ie the surface area is doubled
Medium Texture, 0.8-1mm grains, multiply the base area by 1.7.

Fences – posts & rails

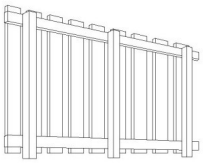

For a flat surface solid fence,
the area of the post and rail side is 45% higher, ie multiply height by length by 1.45

Rough Sawn Timber

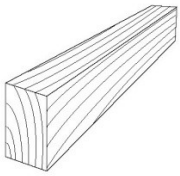

The combination of the rough surface and the timber porosity requires up to twice the amount of primer, stain or paint for the <u>first</u> coat,
ie multiply the surface area by 2

Corrugated Iron

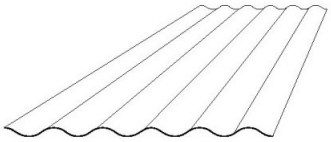

Where the panel length and width are known, add 10.5% for the extra area from the corrugations
ie multiply height by length by 1.105

Trough Section Sheeting

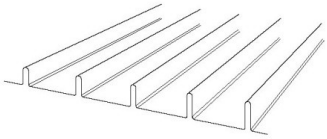

Where the panel length and width are known,
Add 50% for the extra area from formed sections
ie multiply height by length by 1.5

Weatherboard – unprimed

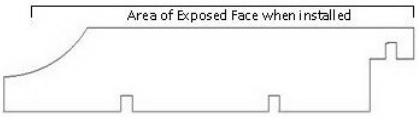

Unprimed weatherboard must be primed all round. Stained weatherboard also requires the first coat all round. Total area is 2.5 times the exposed face area.
ie multiply exposed face area by 2.5

The information provided herein is considered correct at the time of publication. It is the responsibility of those using this information to check that it is current prior to specifying or using any of the products or coating systems. Any advice, recommendation or information provided by any of the officers of Acryloc Building Products in relation to goods manufactured by it for their use and application, is given in good faith and is believed by Acryloc Building Products to be appropriate and reliable. However, this advice, recommendation and information is provided without liability or responsibility without excluding or limiting responsibility under relevant Government acts. Acryloc and other marks followed by the symbol ® or ™ are trademarks.

AUSTRALIAN OWNED, AUSTRALIAN MADE AND PROUD OF IT